




Newsletter

April 2022 – July 2022

Just for Laughs & Inspiration



NOTICEBOARD

Upcoming Events

25th April - Anzac Day - Closed

26th April - Classes 1 and 2 make up lesson for Anzac Day and Graduation for class 2

2nd May - Graduation for classes 3 and 4

2nd May - Intake for our Basic Obedience Course

10th May - Monthly General Meeting - 7.00pm

20th-22nd May - Track & Search Trial - **Help needed**

30th May - Graduation for classes 2, 3 and 4

6th June - Intake for our Basic Obedience Course

8th June - Monthly General Meeting - 7.00pm

17th - 19th June - Tracking Trial - **Help needed**

27th June - Graduation for classes 2, 3 and 4

2nd July - Double Rally and Double Obedience Trial - **Help needed**

4th July - Intake for our Basic Obedience Course

12th July - Monthly General Meeting - 7.00pm

16th July - Endurance Trial - **Help needed**

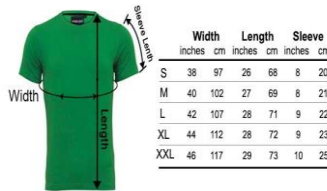
25th July - Graduation for classes 2, 3 and 4

30th July - Double Agility and Double Jumping Trial - **Help Needed**

OUR NEW WEBSITE IS UP AND RUNNING WE
HOPE YOU ALL LIKE IT

CABOOLTUREDOGOBEDIENCE.COM.AU





We have a wide range of club clothing available to purchase.

Club Jackets \$95 (Heavy)

Club Jackets \$40 (Light)

Club T-Shirts \$30

Club Caps \$15



We also have a large range of training aids such as check chains, haltis, leads, dumbbells, Vasques collars, and more.

The Clubs Committee for 2020 - 2021

PRESIDENT:	Mary Waldon	0404052519
VICE-PRESIDENT:	Fiona Lester	
SECRETARY:	Sue Gibson	
TREASURER:	Lesley Affleck	
COMMITTEE MEMBERS:	Annette Dobson	
	Kay Hutt	
	Chris Pain	
ADMIN OFFICER:	Tracy Dreyer	0450902520
TRIAL SECRETARY:	Tracy Dreyer	0450902520



Wet weather information

You can check out Facebook, our website or you can message 0450902520 or 0404052519 after 6pm to find out. **Please remember we do not answer the phone on Monday nights so please send a message**

Caboolture Sports Dog Obedience Club is on Facebook
Like our page to get updates about wet weather and other things going on in the club

Training Nights:-

Monday night – General Public Night

Wednesday Night – Obedience, Rally & Tricks Trial Training (Conditions Apply)

Thursday Night –Agility (Conditions Apply)

Interesting facts from MBRC about animals in cars

A Driver must not have an animal in their lap while operating a vehicle.

A person riding a motorcycle must not carry an animal between their arms and handlebars.

It is recommended that pets do not ride unrestrained in either the front or back seats of any vehicle. A special pet harness can be attached to your vehicle's seatbelt. Smaller pets can also be transported in pet carriers.

Pets can be put in the back of a station wagon with a cargo barrier that complies with Australian Standards. Dogs should not ride unrestrained in the back of trucks or trailers. Special pet restraints for dogs travelling in Utes can restrain your dog safely.

A Training Class is not the place for your dog to learn,
a Training Class is a place for people to learn. A good dog
Trainer doesn't train dogs, a good Trainer teaches people
how to help their dogs.

Your dog will only improve if you do the work in
the environments your dog will experience,
no dog will improve if you only practice in class.

Go to a good class, ask the trainer questions,
so, you are clear on what you need to do.

Listen to the trainer fully, the snippets of information
they give are important. Practice in class,
so, your Trainer can see you have a good
understanding on how to help your dog's learning.

Then go and practise these skills every day in the real world.

Your dog learns best in the home, garden, car
and streets, beaches and fields, they learn in real life,
not just in a class situation.

YOU learn in class; this is YOUR education sessions.



Thanks to our wonderful Sponsor



North Harbour
feel right at home

Emerging Disease - EHRLICHIOSIS IN DOGS

- Ehrlichiosis is a tick-borne disease affecting primarily dogs. It is not transmitted from dog to dog, transmission only occurs through infected ticks, the main one being the brown dog tick.

The brown dog tick is widespread throughout mainland Australia. No brown ticks have been found in Tasmania. While ticks are mostly coastal, they can be found further inland.

Ehrlichiosis is the disease that is caused by a tick-borne bacteria called Ehrlichia Canis. Once a dog has been bitten by an infected tick, there are 3 stages of infection: -

1. Acute or early phase (3-4 weeks)
2. A subclinical phase (months to years)
3. Chronic or long-term stage. (Months to years)

Symptoms include fever, lethargy, enlarged lymph nodes, loss of appetite, discharge from the eyes and nose, weight loss, anaemia and bleeding disorders such as nosebleeds or bleeding under the skin that looks like small spots, patches or bruising.

The severity of symptoms varies considerably between dogs. The incubation period is 1-3 weeks after the tick bite, but the chronic form may not manifest for months or years following infection. PCR and ELISA tests give the most accurate diagnosis along with comprehensive blood tests. Affected dogs require veterinary treatment and supportive care, the earlier this is diagnosed and treated the better. Usually these dogs are treated with tetracycline drugs for a minimum of 4 weeks, shorter treatment periods may result in subclinical carriers. Seronegative PCR tests will indicate if the infection has cleared.

If not properly treated these dogs can and do die.

Distribution

This disease can be found worldwide, particularly in tropical and subtropical areas. Once the disease is in the brown dog tick population, it is very difficult to control. German Shepherds and Siberian Huskies are predisposed to develop more severe signs of disease with a worse prognosis (reduced cell-mediated immune response).

In extremely rare cases, infected ticks may infect people, however the species of Ehrlichia that affects humans have not yet been detected in Australia.

Ehrlichiosis is a **nationally notifiable** disease and the Government is conducting surveillance testing of dogs, particularly in the far north of Western Australia, Northern Territory and far north Queensland. The Kimberly and Pilbara regions are two areas affected in WA, along with Katherine and Alice Springs in the NT.

Dogs from affected areas are being monitored and their movement limited. Dogs moving from these areas could be required to be tested prior to movement and only travelling with healthy dogs that are on an effective tick control program.

Prevention

Maintain dogs on a tick control program – ensure you do not run over time before treating again, even 2-3 days late could cause issues.

Avoid taking dogs into tick infected areas such as the bush and long grass, especially on coastal areas.

Inspect your dogs for ticks daily for 5-6 days after being in tick infested areas.

Travelling

The most likely way this disease will spread is by the transport of dogs interstate. Dog exhibitors like to travel far and wide for shows, often interstate. We should all be vigilant with providing tick control measures and renewing these before we travel!

Do not take dogs running along beaches, through the bush etc without adequate tick prevention. Be aware at some shows, the grounds may back onto bush, do not walk your dogs through these areas.

Long Term


We have to be aware that this disease will in all probability become far prevalent and widespread over the next 10 years. Tick prevention should become second nature especially when travelling.

Dr Karen Hedberg BVSc


ANKC Canine Health & Wellbeing Committee Chairperson

16 July 2021

Body Language of Fear in Dogs




Slight Cowering




Major Cowering


More Subtle Signs of Fear & Anxiety




Licking Lips
when no food nearby




Panting
when not hot or thirsty




Brow Furrowed, Ears to Side




Moving in Slow Motion
walking slow on floor




Acting Sleepy or Yawning
when they shouldn't be tired



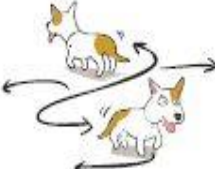
Hypervigilant
looking in many directions



Suddenly Won't Eat
but was hungry earlier



Moving Away



Pacing


Dr. Sophia Yin, DVM, MS

The Art and Science of Animal Behavior

(888) 638-9989
www.drsophiayin.com
Dr. Sophia Yin, DVM, MS | ©2011

THE YELLOW DOG PROJECT.com

If you see a dog with a **YELLOW RIBBON** or something yellow on the leash, **this is a dog who needs some space**. Please do not approach this dog with your dog. Please maintain distance or give this dog and his/her person time to move out of your way.



There are many reasons why a dog may need space:

HEALTH ISSUES

IN TRAINING

BEING REHABILITATED

SCARED OR REACTIVE AROUND OTHER DOGS

THANK YOU!

Those of us who own these dogs appreciate your help and respect!



Having a go at Rally O

Looking for something fun and challenging to do with your dog? Caroline Strainig explains what Rally Obedience is all about.

Ever wondered about those strange orange witches' hats with signs on them that pop up at the club occasionally? Well, wonder no more – they are for Rally Obedience, a new form of dog obedience developed in the USA. Each sign tells you what exercise you have to do. A judge follows you around the course and you are marked on how well you do them. It's a lot more relaxed than traditional obedience because you can praise your dog and offer them encouragement.

The rules describe Rally O as "a fast-moving and motivational sport which demonstrates competency in basic obedience exercises without the precision of the formal obedience classes".

There are four levels: novice, advanced, excellent and masters and once you have finished these you can go on to compete for a championship title.

Easy first level

Novice courses are designed to give you an easy introduction to the sport. They are short, on-lead and include many exercises you should already be able to do if your dog has had some basic obedience training, such as heeling on a loose lead and a sit, stand, drop and stay. The courses gradually become longer and more demanding as you progress through the levels, culminating at master level with exercises such as change of position from a distance.

Doing exactly what each sign specifies is challenging, and tests your training, your relationship with your dog, and your ability to put it all together with a judge watching. It's the suspense of not knowing if you will nail it that keeps me hooked. One moment you can do a perfect run and then the next make a silly mistake and do an exercise wrong which costs you 10 points. Thankfully, your dog does not hold a grudge when you do!

Great introduction

One of the sport's biggest pluses is that it's a fantastic way to get some experience before you start formal obedience competition, where you cannot talk to the dog during exercises apart from giving commands. In Rally O praise is encouraged and you can also retry up to two stations, with only a small penalty, which makes it much easier to come out of the ring with a big smile on your face.

Another advantage is that it is ideal for older dogs and handlers because there is minimal jumping involved, and no jumps at all the highest level, so it is not physically taxing. My border collie Adam is one of many ex-agility dogs enjoying Rally O.

How to get started.

Getting started is easy – just ask about it at the desk when you are at the club for a class and they will direct you to someone who can help you. Usually Rally O training is held on a Wednesday night in conjunction with training for handlers who want to compete. However, a few stations are also put out at Monday-night training occasionally for anyone interested to have a go.

Signs on-line

You can also print out the signs so you can see what is required and the judging criteria. Just Google "ANKC rules for the conduct of rally-o trials 2016" and look for the signs section. Make sure you get the Australian ANKC site and not the American AKC because the signs are different.

Probably the best piece of advice that first instructor gave me was to "Learn the signs!" How right she was. So, once you start training, take the time to print out those pesky signs and practise so they are second nature before you go into the ring. That way you can relax and concentrate on having fun working with your dog as a team – which is what Rally O is all about.

"It's the suspense of not knowing if you will nail it that keeps me hooked. One moment you can do a perfect run and then the next make a silly mistake."

WHY I LOVE RALLY O: ANNETTE DOBSON

My dogs enjoy learning new exercises. They like the interactions - chit-chat and praise – we have going through a course. For me as the handler, the possibility of repeating an exercise that has gone wrong is a great confidence booster. Together we have fun, and sometimes a bit of success.

Rules and Regulations for Title Trophies

Members must have nominated Caboolture Sports Dog Obedience Club at all Trials: (Motion carried at Murrumba Dog Obedience Club (now Caboolture Sports Dog Obedience Club) General Meeting dated 9th March 1993 – “Anyone who wishes to apply for a perpetual trophy with the Caboolture Sports Dog Obedience Club must trial under and nominate Caboolture Sports Dog Obedience Club”.

All financial members of Caboolture Sports Dog Obedience Club, who have gained an Obedience, Rally, Tracking, Agility or Jumping and ET Title and trialled for and nominated Caboolture Sports Dog Obedience Club on your entry forms are eligible to complete this application form.

Only qualifications achieved while a financial Club Member can be used. The only exception will be for Champion Title Trophy applications which will require Committee approval on their individual merits.

Members must have participated in at least five (5) Club activities during the current trialling year. They can consist of –

Instructing for 4 months – no further participation is required to qualify
Be a committee member/Hold an appointed position for 6 months no further participation is required to qualify

Attend 2 monthly club meetings

Help set up/pull down rings, steward and/or help at 2 trial days

Participate in demonstrations on behalf of the club or any other activity the committee deem fitting.

Eg – Attend 4 meetings = 2 club activities; Help at a tracking trial for 1 day = 1 club activity; Help at an Agility Trial = 1 club activity; Help at an Endurance Trial = 1 club activity; Help at Rally Trial = 1 club activity; Help at a Tricks trial = 1 club activity; Help at an Obedience trial = 1 club activity.

Please note that you are required to be sure your help is known and recorded, by contacting the trial secretary/manager on the day of the trial.

When entering a Club Trial, members must see the Admin Officer to assist with the Trial on the day. (eg. help set up and pack up rings and Agility equipment, help the Admin Officer, Steward, supply drinks to judges Etc).

Financial Members have two months from the date of issue of the Title Certificate from Dogs Queensland to submit their Title Trophy applications. All Title & Perpetual Trophy applications are to be submitted within two weeks of the last trial date in December. If you haven't received your Title Certificate from Dogs Qld in that time it must be provided before the day of the Trophy Presentation.

An annual award will be presented for the specified below disciplines which must be applied for on a separate form Trialling Person of the Year for Obedience, Rally and Agility/Jumping - All qualifying Scores for all dogs (must be applied for on a separate form). Only 1 person with their dog/s that they trialled with can apply.

If you want to apply for a Perpetual Trophy, please fill out a Perpetual Trophy Form. Framed Certificates will be presented for Agility Multiple Titles, Jumpers Multiple Titles and Games Titles.

TROPHIES AND WHAT YOU NEED TO DO

CCD, CD, RN & RA – REQUIRE FIRST THREE QUALIFYING SCORES - (THIS FORM IS ALSO YOUR PERPETUAL TROPHY FORM)

RE – REQUIRES FIRST FIVE QUALIFYING SCORES - (THIS FORM IS ALSO YOUR PERPETUAL TROPHY FORM)

AD- REQUIRES FIRST FIVE QUALIFYING SCORES - (THIS FORM IS ALSO YOUR PERPETUAL TROPHY FORM)

JD - REQUIRES FIRST FIVE QUALIFYING SCORES - (THIS FORM IS ALSO YOUR PERPETUAL TROPHY FORM)

ADX - REQUIRES FIRST SIX QUALIFYING SCORES - (THIS FORM IS ALSO YOUR PERPETUAL TROPHY FORM)

JDX - REQUIRES FIRST SIX QUALIFYING SCORES - (THIS FORM IS ALSO YOUR PERPETUAL TROPHY FORM)

CDX, UD, UDX, RAE, RM, ADM, ADO, JDM AND JDO (A PERPETUAL TROPHY FORM NEEDS TO BE COMPLETED SEPERATLEY)

JC - HOUNDS REQUIRE 2 JC PASSES OVER 170 POINTS AND CAT DOGS REQUIRE 2 JC PASSES OVER 150 POINTS (THERE IS NO PERPETUAL TROPHY)

sFCX - REQUIRES 10 QUALIFYING SCORES OVER 170 POINTS - (THERE IS NO PERPETUAL TROPHY) CA - REQUIRES 10 QUALIFYING SCORES OVER 160 POINTS - (THERE IS NO PERPETUAL TROPHY)

sLCM - REQUIRED TO GET 8 MORE QUALIFYING SCORES OVER 170 POINTS-(THERE IS NO PERPETUAL TROPHY) CAA - REQUIRED TO GET 8 MORE QUALIFYING SCORES OVER 160 POINTS (THERE IS NO PERPETUAL TROPHY)

sLCX - REQUIRED TO GET 8 MORE QUALIFYING SCORES OVER 170 POINTS (THERE IS NO PERPETUAL TROPHY)

CAX - REQUIRED TO GET 8 MORE QUALIFYING SCORES OVER 160 POINTS (THERE IS NO PERPETUAL TROPHY)

Obedience Champion, Obedience Grand Champion, Rally Champion, Tracking, Tracking Champion, Agility Champion - WILL BE AUTOMATICALLY ADDED TO THE PERPETUAL TROPHY BOARDS

Trophy prices: -- If you do not want a trophy you can opt for cash (you must bring a receipt to the value of the amount you are requesting instead of Title Trophies)

Title Trophy - \$40 (\$30 if buying your own and wanting an engraved plate & \$40 with no engraved plate)

UDX Title Trophy - \$50 (\$40 if buying your own and wanting an engraved plate & \$50 with no engraved plate)

Obedience Champion and Obedience Grand Champion - \$50 (\$40 if buying your own and wanting an engraved plate & \$50 with no engraved plate)

Rally Champion - \$50 (\$40 If buying your own and wanting an engraved plate & \$50 with no engraved plate)

Agility Champion - \$50 (\$40 if buying your own and wanting an engraved plate & \$50 with no engraved plate)



Rules and Regulations for Perpetual Trophies

Members must have nominated Caboolture Sports Dog Obedience Club at all Trials: (Motion carried at Murrumba Dog Obedience Club (now Caboolture Sports Dog Obedience Club) General Meeting dated 9th March 1993 – “Anyone who wishes to apply for a perpetual trophy with the Caboolture Sports Dog Obedience Club must trial under and nominate Caboolture Sports Dog Obedience Club”.

All financial members of Caboolture Sports Dog Obedience Club, who have Trialled in **Zone 1 (SE Queensland)** except Restricted Trials and who have nominated Caboolture Sports Dog Obedience Club on their entry forms are eligible to complete the Perpetual Trophy Application Form.

Only qualifications achieved while a financial Club Member can be used. The only exception will be for Champion Title Trophy applications which will require Committee approval on their individual merits.

Members must have participated in at least five (5) Club activities during the current trialling year. They can consist of –

They can consist of-

Instructing for 4 months – no further participation is required to qualify

Be a committee member/Hold an appointed position for 6 months no further participation is required to qualify

Attend 2 monthly club meetings

Help set up/pull down rings, steward and/or help at 2 trial days

Participate in demonstrations on behalf of the club or any other activity the committee deem fitting.

Eg – Attend 4 meetings = 2 club activities; Help at a tracking trial for 1 day = 1 club activity; Help at an Agility Trial = 1 club activity; Help at an Endurance Trial = 1 club activity; Help at Rally Trial = 1 club activity; Help at a Tricks trial = 1 club activity; Help at an Obedience trial = 1 club activity.

Please note that you are required to be sure your help is known and recorded, by contacting the trial secretary/manager on the day of the trial.

All Perpetual Trophy Application winners have a choice as to whether they receive a trophy/shield or not.

Trialling Person of the Year for Obedience, Rally and Agility/Jumping

All qualifying Scores for all dogs (must be applied for on the specific Trialler of the year form. Only 1 person with their dog/s that they have trialled with can apply.

CCD, CD, RN, RE, RAE, ET, AD, ADX, JD, JDX, Tracking and Track & Search– (WILL AUTOMATICALLY BE CALCULATED FROM THE TITLE TROPHY FORM)

An annual award for the highest scoring dog will be presented for the specified below disciplines which must be applied for on the Perpetual Trophy Application Form

CDX – 3 highest qualifying scores

UD – 3 highest qualifying scores

RALLY MASTER - 7 highest qualifying scores

AGILITY OPEN – 6 highest qualifying scores

AGILITY ELITE – 7 highest qualifying scores

JUMPING OPEN – 6 highest qualifying scores

JUMPING ELITE - 7 highest qualifying scores

CCD, CD, UDX, Obedience Champion, Obedience Grand Champion, RA, RE, RAE, Rally Champion, Rally Grand Champion, Tracking, Tracking Champion, Tracking Grand Champion, Track & Search, Track & Search Champion, Track & Search Grand Champion, AD, ADX, ADM, Agility Champion, Agility Grand Champion, JD, JDX, JDM, Jumping Dog Champion, Jumping Dog Grand champion and ET - **WILL BE AUTOMATICALLY ADDED ON THE PERPETUAL TROPHY BOARDS EACH YEAR (taken from Title Trophy Application Form)**